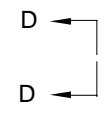
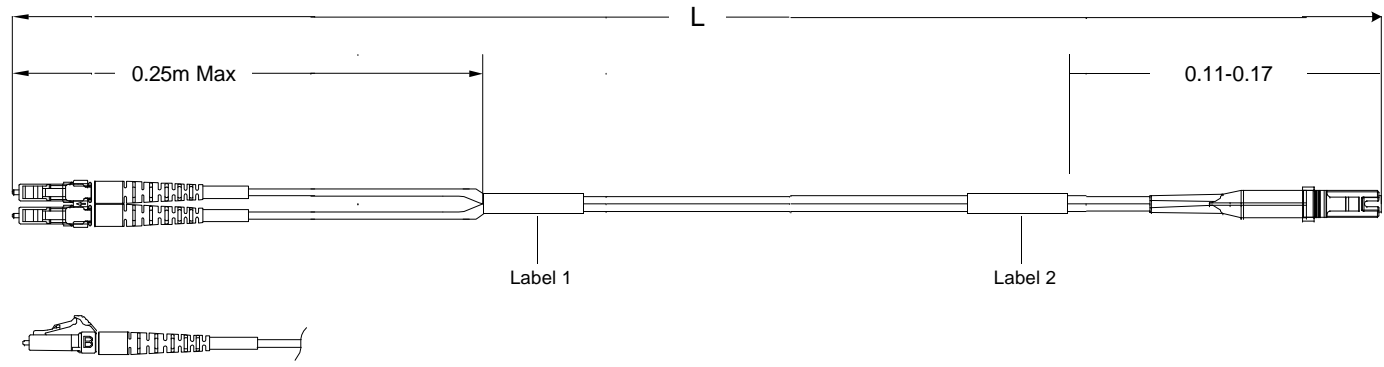


1907140
REV B

THIS INFORMATION IS CONFIDENTIAL AND PROPRIETARY TO TYCO ELECTRONICS, INC. IT IS TO BE KEPT CONFIDENTIAL AND NOT DISCLOSED TO ANY OTHER PERSON OR ENTITY WITHOUT THE WRITTEN AUTHORIZATION OF TYCO ELECTRONICS CORPORATION, HARRISBURG, PENNSYLVANIA

USED ON

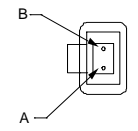


Left Side
 Connector(s): LC-Duplex Secure
 Mode: MM
 Housing Color: Violet
 Geom. Spec: N/A

Fiber Path
 A - - Fiber B
 B - - Fiber A

- Notes:
- 1 Product and Processing must meet requirements of Tyco Electronics Standard 230-702
 - 2 Includes dust caps (not shown on print).
 - 3 IL tested at 1300nm.
 - 4 Label 2 will not be present on any cable assembly less than 5 meters long.

Right Side
 Connector(s): MT-RJ (No Pins)
 Mode: MM
 Housing Color: Black
 Geom. Spec: 115-1215



VIEW D-D
 NOT TO SCALE

LOC
CE
DIST
16

A	Rev Per	EC#	RELEASE	1/25/2008	-	JD			
P	LTR		REVISION RECORD	DATE	DN	APVD			

DIMENSIONS:	TOLERANCES UNLESS
meters	OTHERWISE SPECIFIED:
	0 PLC ± .
	1 PLC ± .
	2 PLC ± .
	3 PLC ± .
	4 PLC ± .

Restricted To:

DIN	Cable Assy Configurator	MATERIAL		HEAT TREAT	
CHK	Joe Davis				
APVD	Joe Davis	AMP Tyco Electronics, Inc. Harrisburg, PA 17105-3608			
NAME	FO C/A - 2 fiber, XG - 50/125, OFNR (Riser) jacket, LC-Duplex Secure to MT-RJ (No Pins)				
SCALE	SIZE	DRAWING NO	SHEET	REV	
NTS	A2	C- 1907140	1 of 4	A	

